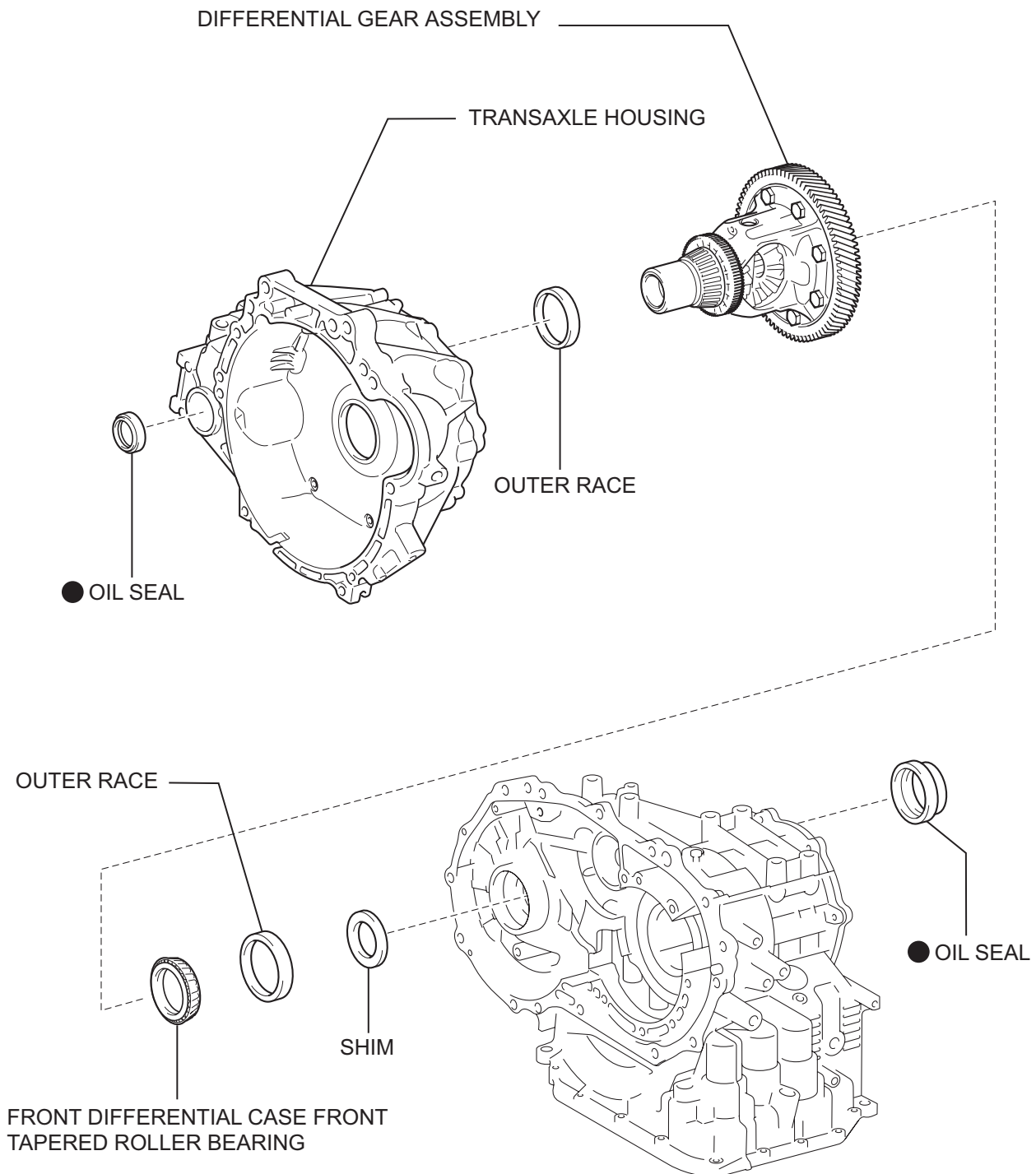


# DIFFERENTIAL CASE

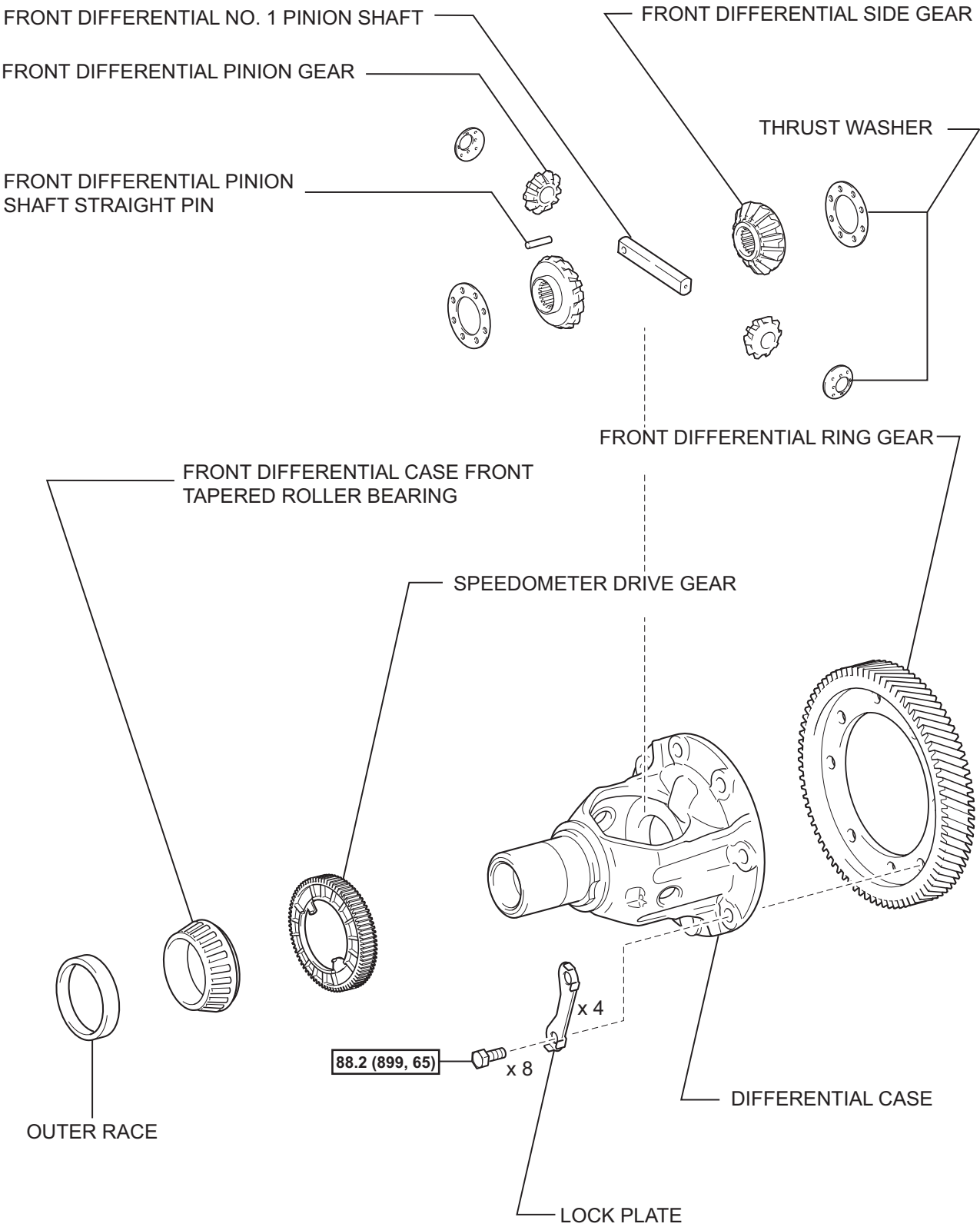
## COMPONENTS



N\*m (kgf\*cm, ft.\*lbf) : Specified torque

● Non-reusable part

AX



N\*m (kgf\*cm, ft.\*lbf) : Specified torque

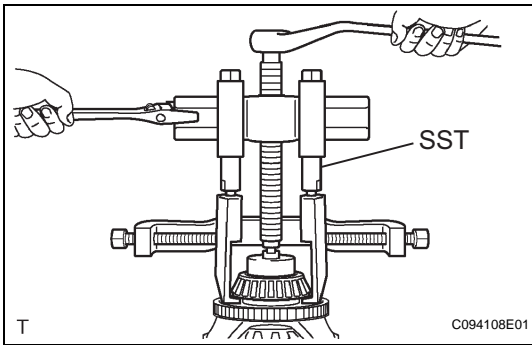
● Non-reusable part

## DISASSEMBLY

### 1. REMOVE FRONT DIFFERENTIAL CASE FRONT TAPERED ROLLER BEARING

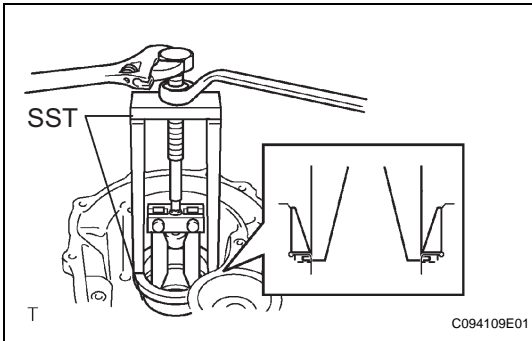
- (a) Using SST, remove the front differential case front tapered roller bearing from the differential case.

**SST 09950-40011 (09951-04010, 09952-04010, 09953-04030, 09954-04010, 09955-04061, 09957-04010, 09958-04011), 09950-60010 (09951-00390)**



- (b) Using SST, remove the front differential case front tapered roller bearing outer race from the transaxle housing.

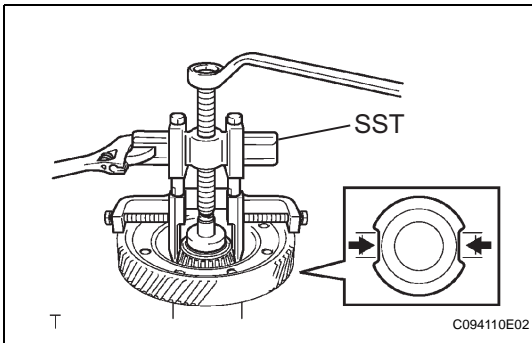
**SST 09387-00041 (09387-02010, 09387-02020)**



### 2. REMOVE FRONT DIFFERENTIAL CASE REAR TAPERED ROLLER BEARING

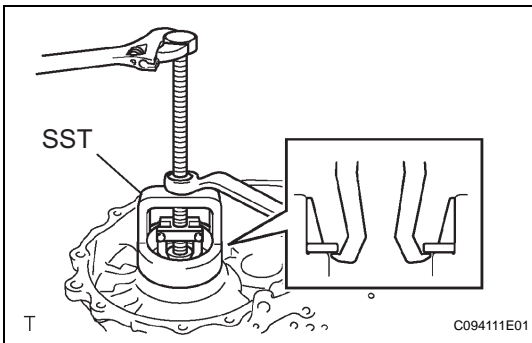
- (a) Using SST, remove the front differential case rear tapered roller bearing from the differential case.

**SST 09950-40011 (09951-04010, 09952-04010, 09953-04020, 09954-04010, 09955-04061, 09957-04010, 09958-04011), 09950-60010 (09951-00430)**



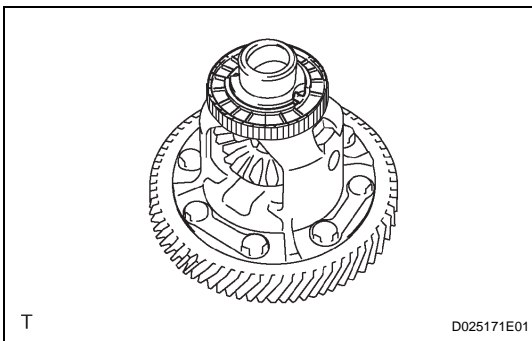
- (b) Using SST, remove the outer race and shim.

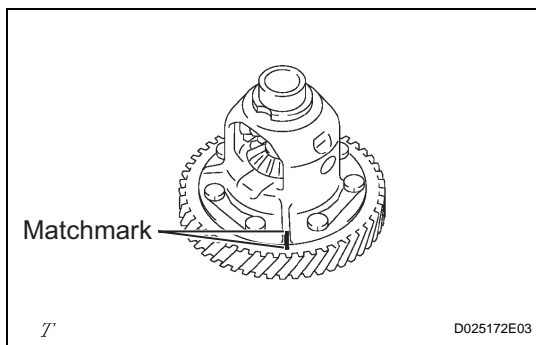
**SST 09612-65014 (09612-01010)**



### 3. REMOVE SPEEDOMETER DRIVE GEAR

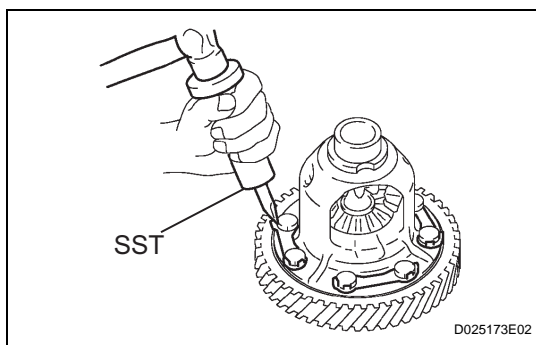
- (a) Remove the speedometer drive gear from the differential case.



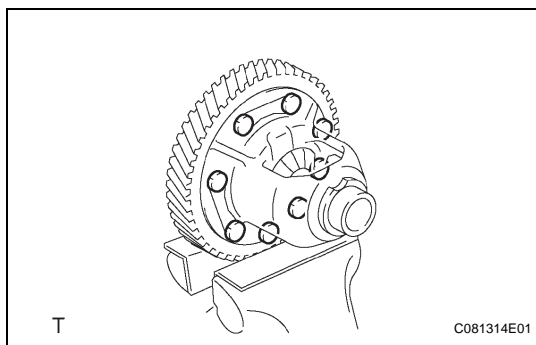


#### 4. REMOVE FRONT DIFFERENTIAL RING GEAR

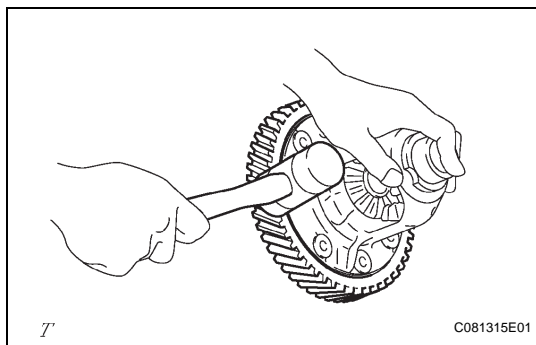
- (a) Place matchmarks on the front differential ring gear and differential case.



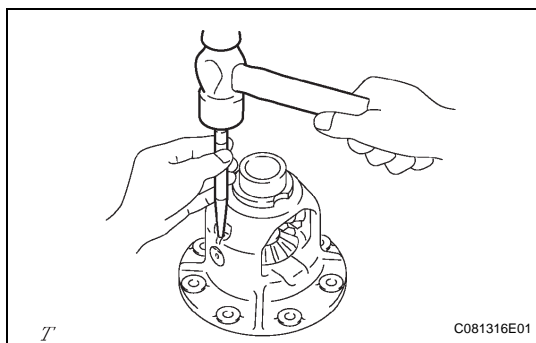
- (b) Using SST and a hammer, unstick the lock plate.  
**SST 09930-00010**



- (c) Remove the 8 bolts and lock plate.

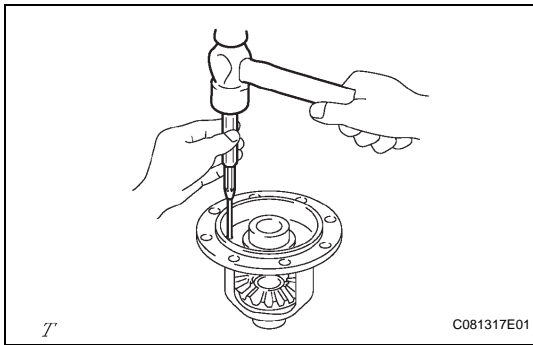


- (d) Using a plastic-faced hammer, tap out the front differential ring gear from the differential case.

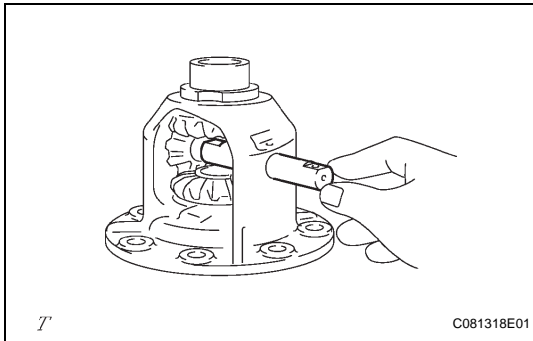


#### 5. REMOVE FRONT DIFFERENTIAL PINION SHAFT STRAIGHT PIN

- (a) Using a pin punch and hammer, unstick the differential case.

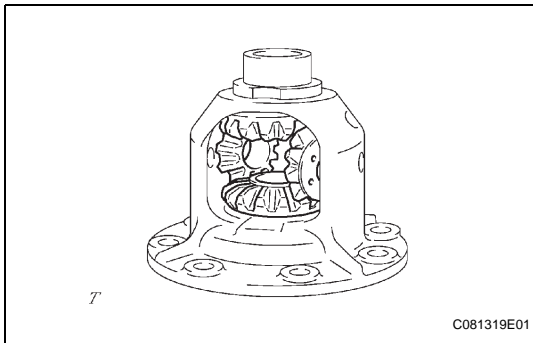


- (b) Using a pin punch and hammer, tap out the straight pin.



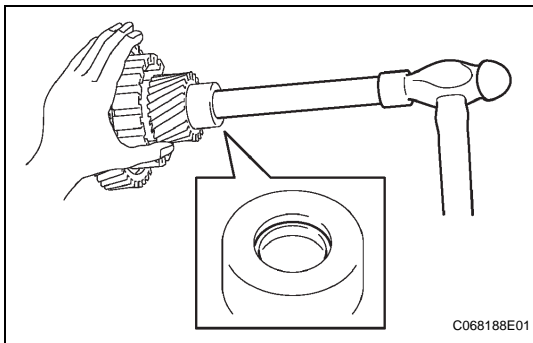
## 6. REMOVE FRONT DIFFERENTIAL NO. 1 PINION SHAFT

- (a) Remove the pinion shaft from the front differential case.



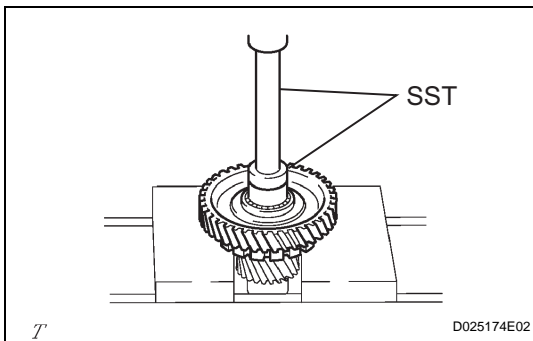
## 7. REMOVE FRONT DIFFERENTIAL SIDE GEAR

- (a) Remove the 2 pinions, 2 thrust washers, 2 side gears and 2 thrust washers from the front differential case.



## 8. REMOVE DIFFERENTIAL DRIVE PINION PLUG

- (a) Using a brass bar and plastic-faced hammer, tap out the differential drive pinion plug.



## 9. REMOVE COUNTER DRIVEN GEAR

- (a) Using SST and a press, press out the counter driven gear from the differential drive pinion.

**SST 09950-60010 (09951-00350), 09950-70010 (09951-07150)**