

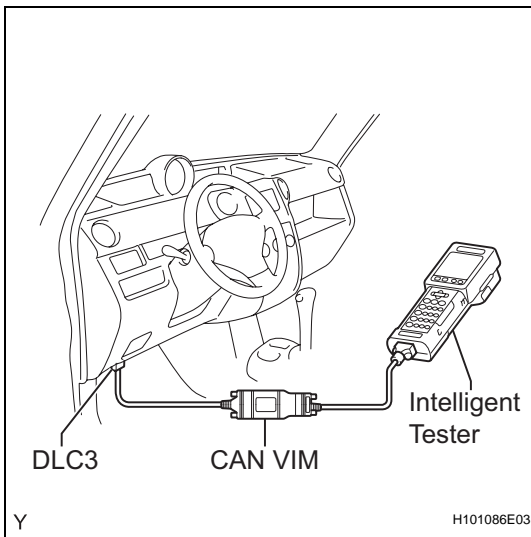
DTC CHECK / CLEAR

1. CHECK DTC (When Using Intelligent Tester)

- Connect the intelligent tester (with CAN VIM) to the DLC3.
- Turn the ignition switch ON.
- Read the DTCs by following the prompts on the tester screen.

HINT:

Refer to the intelligent tester operator's manual for further details.



2. CHECK DTC (When not Using Intelligent Tester)

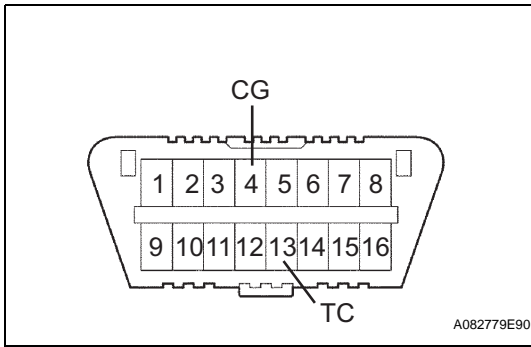
- Using SST, connect terminals 13 (TC) and 4 (CG) of the DLC3.

SST 09843-18040

- Turn the ignition switch ON.
- Read the DTC from the ABS warning light and VSC warning light on the combination meter.

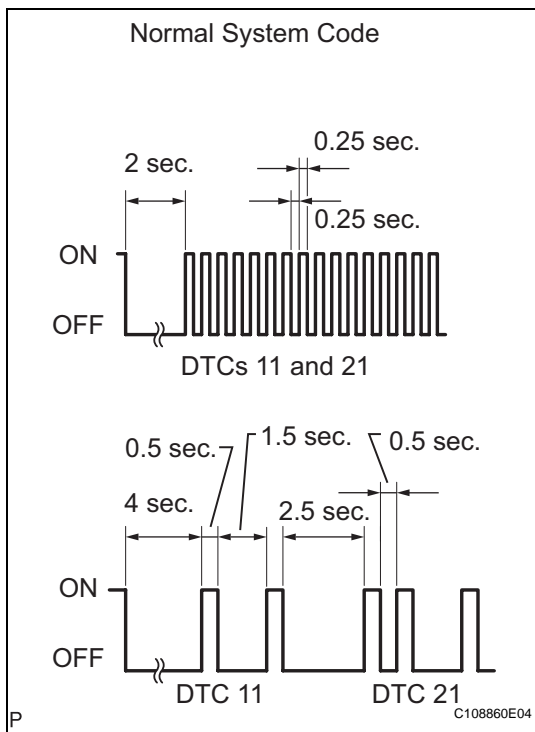
HINT:

- If no code appears, check the TC and CG circuit or ABS warning light and VSC warning light circuits.

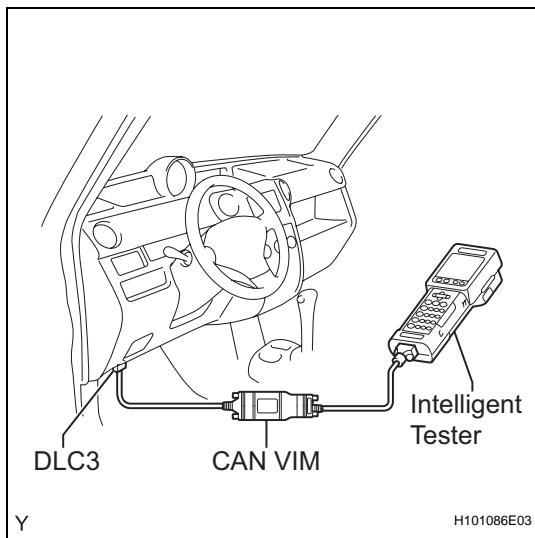


Trouble Area	See procedure
ABS warning light circuit	BC-73
VSC warning light circuit	BC-80
TC and CG terminal circuit	BC-98

- If more than 1 DTC is detected at the same time, the DTCs will be displayed in numerical order.

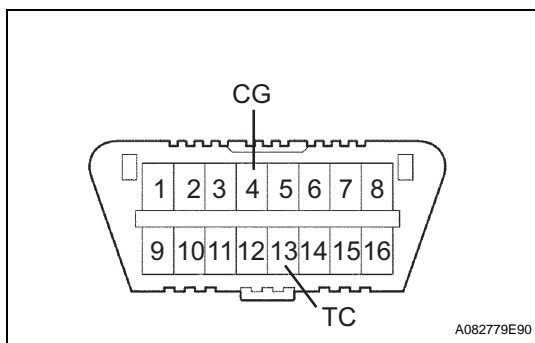


- As an example, the blinking patterns for a normal system code and DTCs 11 and 21 are shown in the illustration.
 - DTCs are explained in the Diagnostic Trouble Code Chart.
- (d) After completing the check, disconnect terminals 13 (TC) and 4 (CG) of the DLC3. If 2 or more DTCs are detected at the same time, the DTCs will be displayed in numerical order.



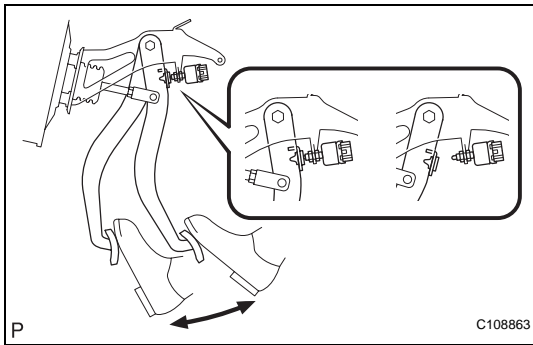
3. CLEAR DTC (When Using Intelligent Tester)

- Connect the intelligent tester (with CAN VIM) to the DLC3.
 - Turn the ignition switch ON.
 - Operate the intelligent tester to erase the codes.
- HINT:
Refer to the intelligent tester operator's manual for further details.



4. CLEAR DTC (When not Using Intelligent Tester)

- Using SST, connect terminals 13 (TC) and 4 (CG) of the DLC3.
- SST 09843-18040**
- Turn the ignition switch ON.



- (c) Clear the DTCs stored in the ECU by depressing the brake pedal 8 times or more within 5 seconds.
- (d) Check that the ABS warning light and VSC warning light indicate the normal system code.
- (e) Remove SST from the terminals of the DLC3.

HINT:

DTCs cannot be cleared by removing the battery cable or ECU-IG fuse.