


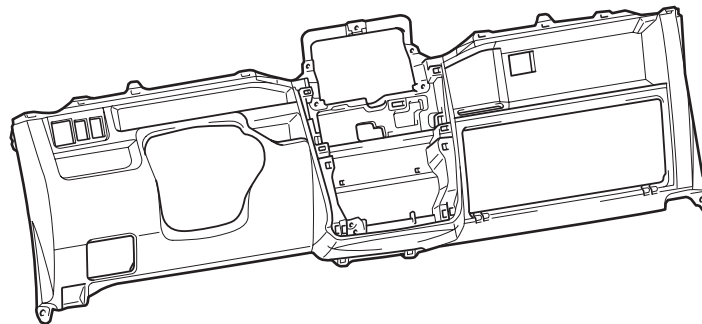
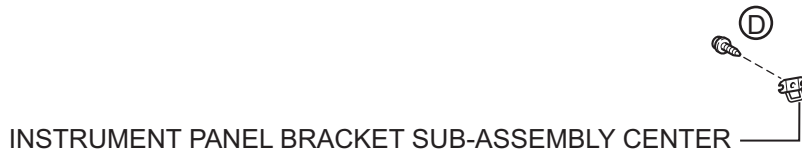
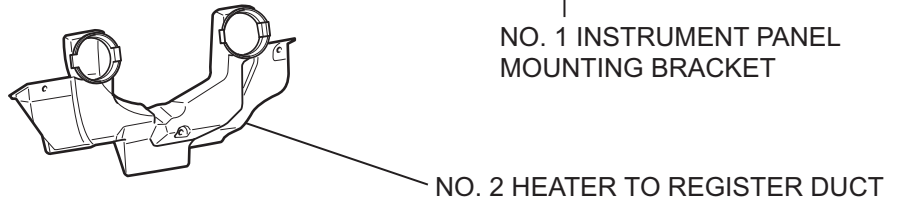
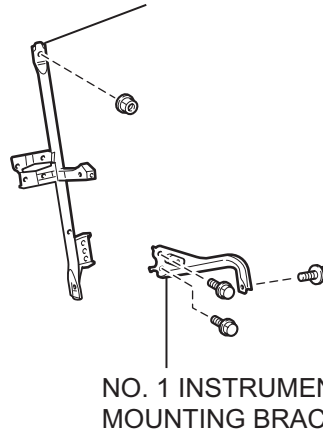
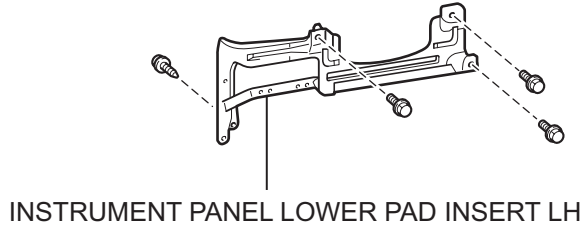
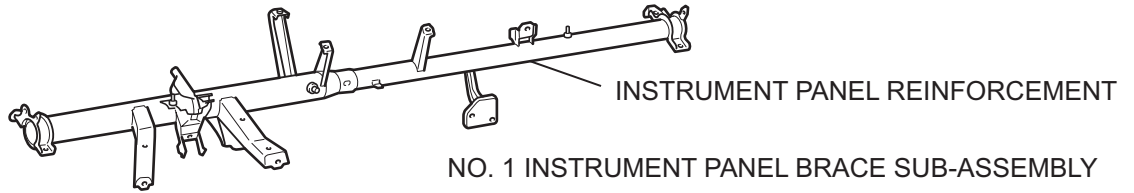
## LOWER INSTRUMENT PANEL

### PRECAUTION

**1. PRECAUTION FOR VEHICLE WITH SRS AIRBAG AND SEAT BELT PRETENSIONER**

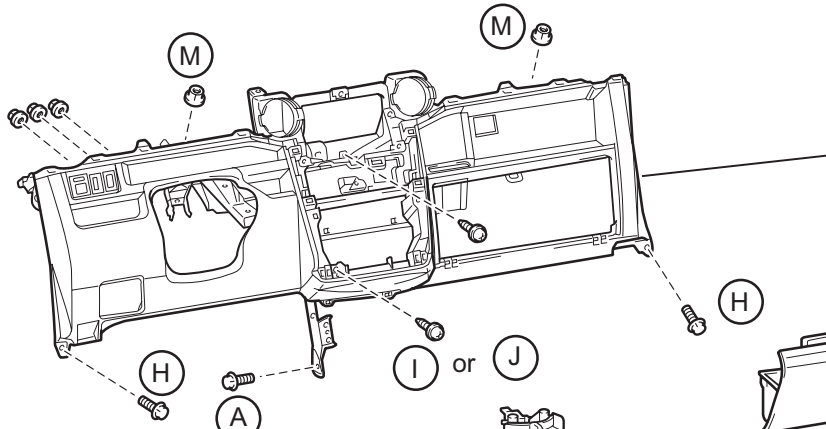
- (a) Some operations in this section may affect the SRS airbags. Prior to performing the corresponding operations, read the SRS airbag NOTICE (see page [RS-1](#)).

# COMPONENTS

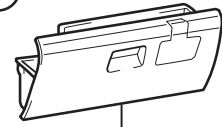


IP


LOWER INSTRUMENT PANEL ASSEMBLY



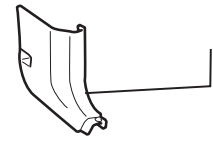
GLOVE COMPARTMENT DOOR ASSEMBLY



HEATER CONTROL AND ACCESSORY ASSEMBLY



COWL SIDE TRIM BOARD RH



HEADLIGHT DIMMER SWITCH ASSEMBLY



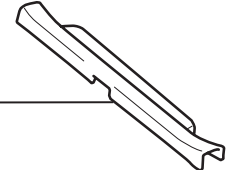
WINDSHIELD WIPER SWITCH ASSEMBLY



SPIRAL CABLE SUB-ASSEMBLY



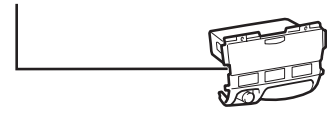
FRONT DOOR SCUFF PLATE RH



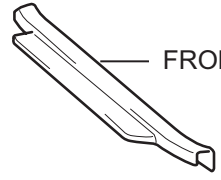
INSTRUMENT CLUSTER FINISH PANEL SUB-ASSEMBLY LOWER CENTER



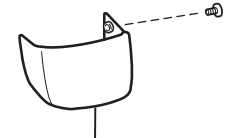
COWL SIDE TRIM BOARD LH



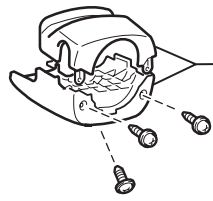
FRONT DOOR SCUFF PLATE LH



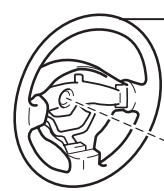
INSTRUMENT PANEL FINISH PANEL LOWER CENTER



STEERING COLUMN COVER

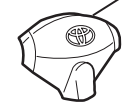


STEERING WHEEL ASSEMBLY



50 (510, 37)

STEERING PAD ASSEMBLY



N\*m (kgf\*cm, ft.\*lbf) : Specified torque

T

IP