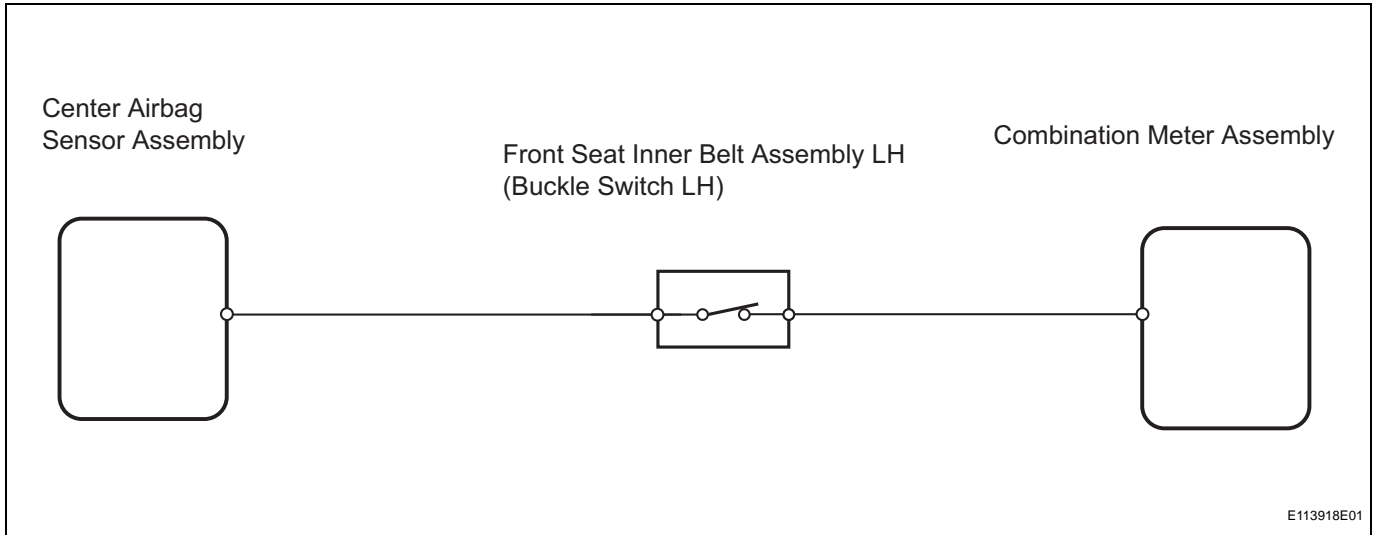


# Driver Side Seat Belt Warning Light does not Operate


## WIRING DIAGRAM



ME

E113918E01

### 1 INSPECT FRONT SEAT INNER BELT ASSEMBLY LH (BUCKLE SWITCH LH)



N

E113989

- (a) Disconnect the B7 belt connector.
- (b) Measure the resistance of the connector.

#### Standard resistance

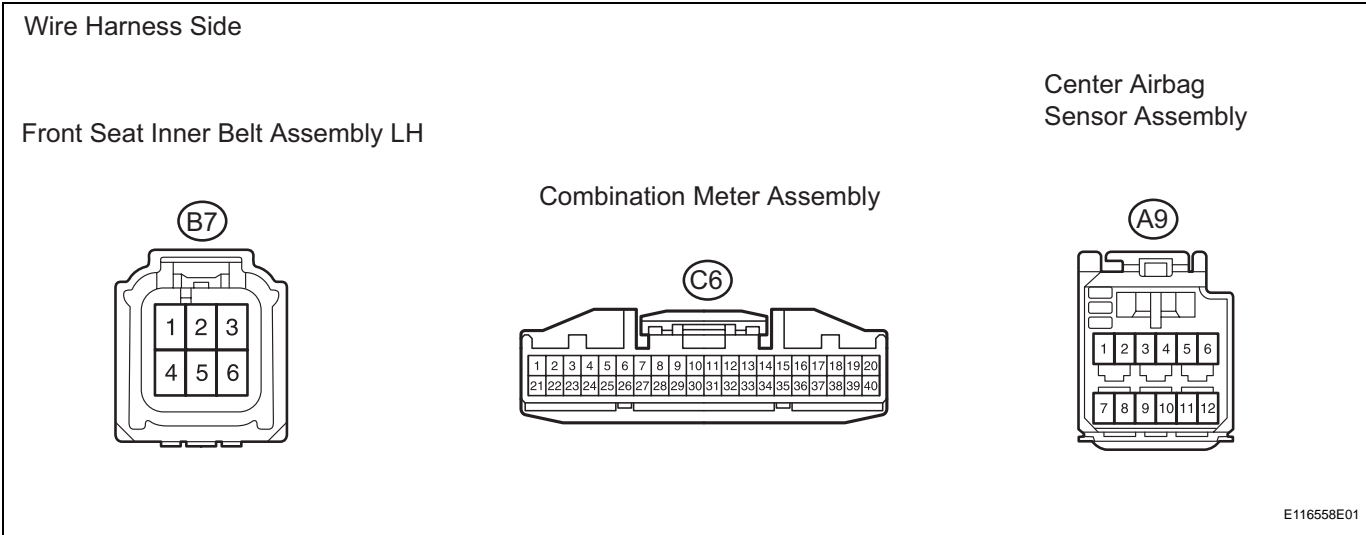
Tester Connection	Switch Condition	Specified Condition
1 - 3	Driver side seat belt is fastened (buckle switch ON)	1,200 to 1,460 Ω
	Driver side seat belt is unfastened (buckle switch OFF)	300 to 360 Ω

NG

REPLACE FRONT SEAT INNER BELT ASSEMBLY LH

OK

**2 CHECK WIRE HARNESS (SEAT INNER BELT - COMBINATION METER AND AIRBAG SENSOR)**



- (a) Disconnect the B7 belt connector.
- (b) Disconnect the C6 meter connector.
- (c) Disconnect the A9 sensor connector.
- (d) Measure the resistance of the connectors.

**Standard resistance**

Tester Connection	Specified Condition
B7-3 - C6-32	Below 1 Ω
B7-1 - A9-7	

**NG** → **REPAIR OR REPLACE HARNESS AND CONNECTOR**

**OK**

**REPLACE COMBINATION METER ASSEMBLY**

ME