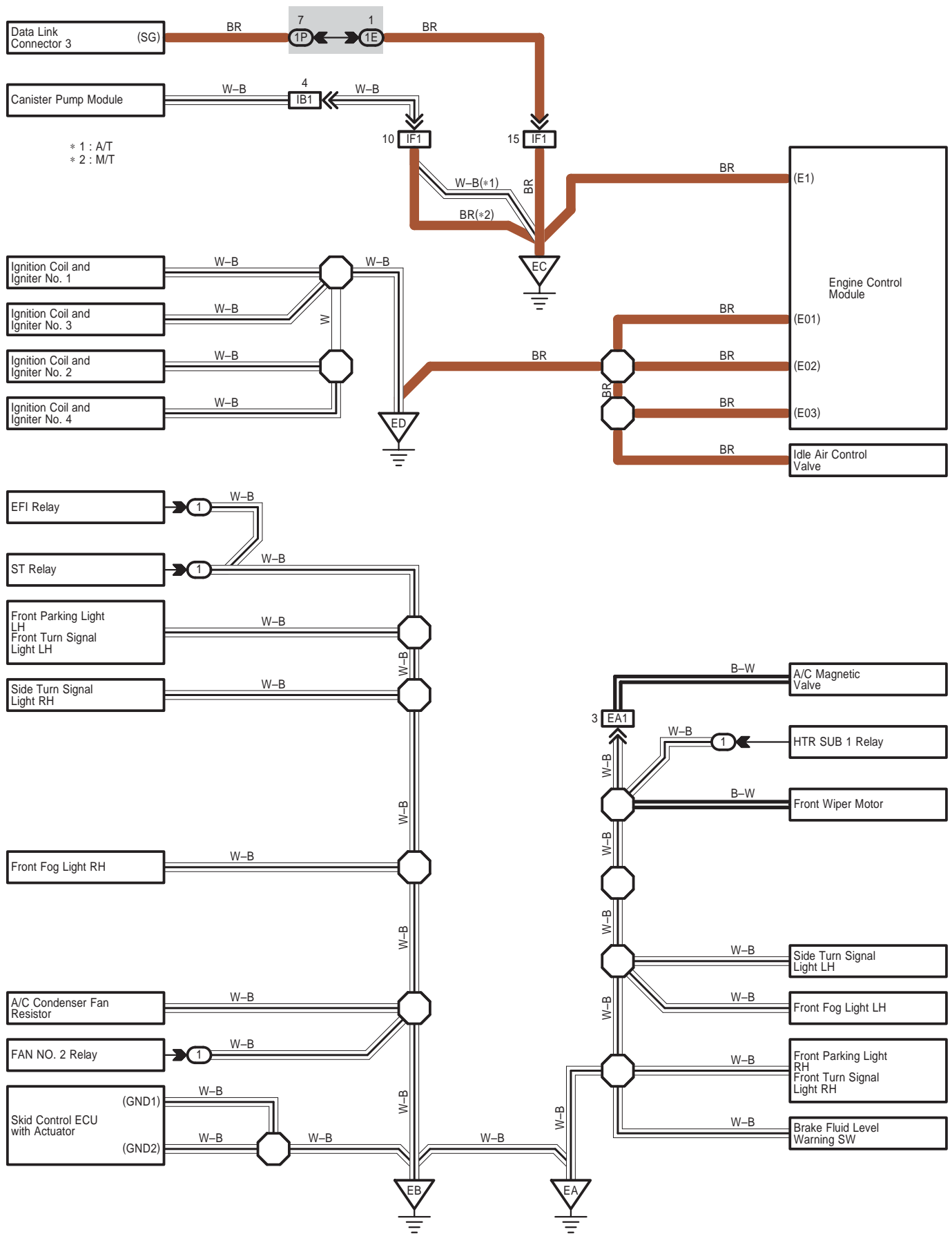
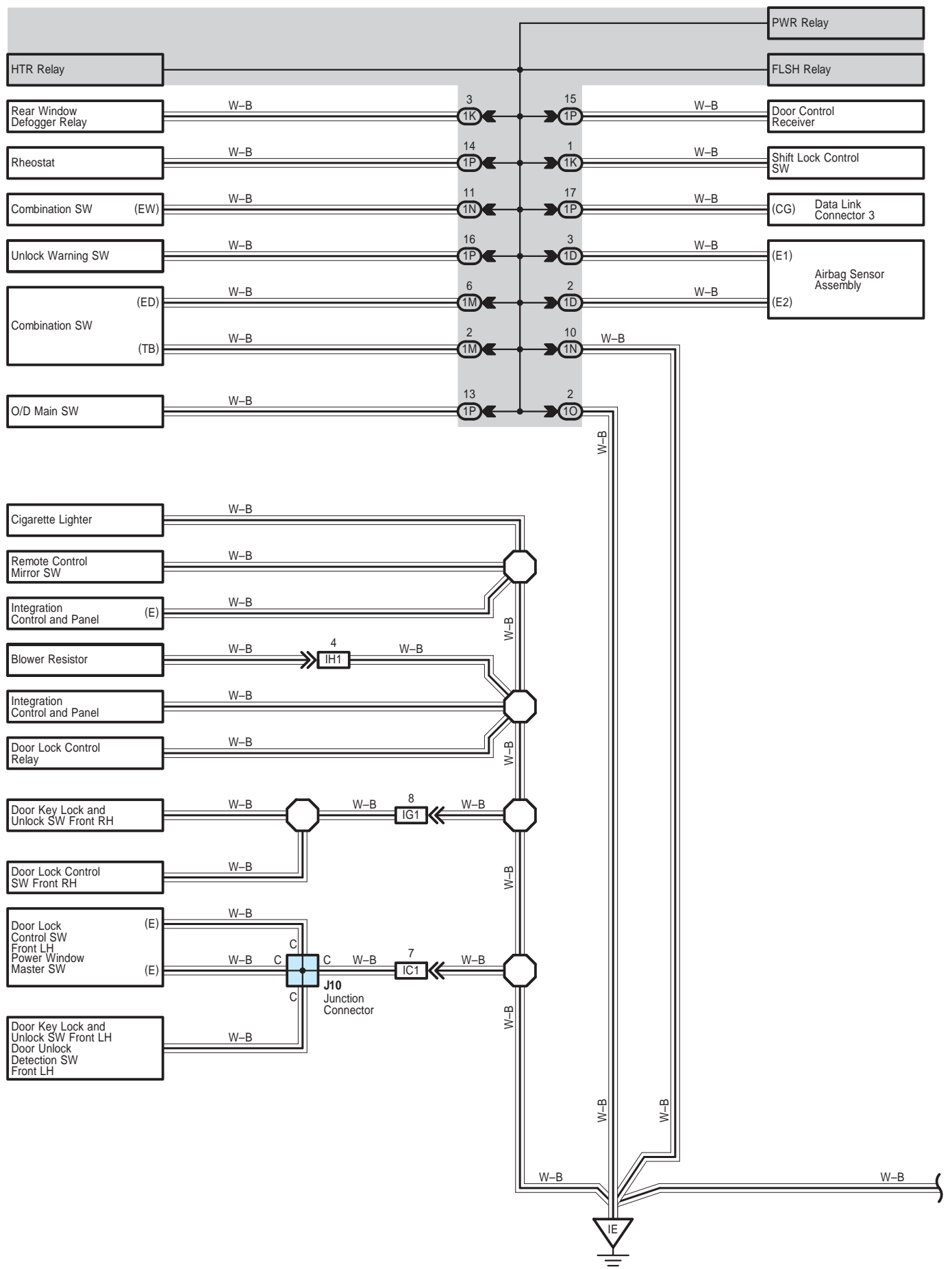
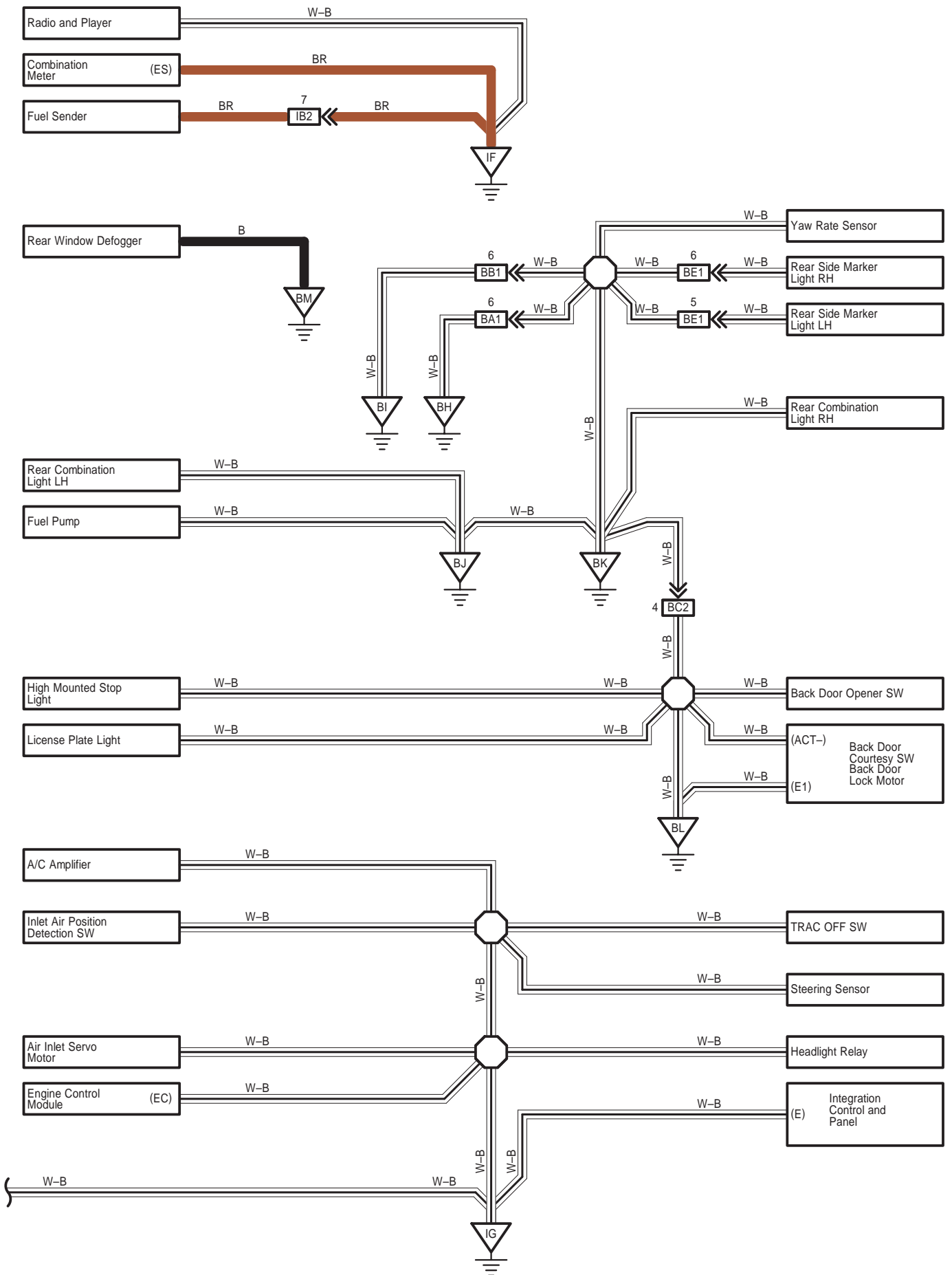


# I GROUND POINT





# I GROUND POINT



 : **Parts Location**

Code	See Page	Code	See Page	Code	See Page
J10	32				

 : **Relay Blocks**

Code	See Page	Relay Blocks (Relay Block Location)
1	22	Engine Room R/B (Engine Compartment Left)

 : **Junction Block and Wire Harness Connector**

Code	See Page	Junction Block and Wire Harness (Connector Location)
1D	25	Instrument Panel Wire and Instrument Panel J/B (Lower Finish Panel)
1E		
1K		
1M		
1N		
1O		
1P		

 : **Connector Joining Wire Harness and Wire Harness**

Code	See Page	Joining Wire Harness and Wire Harness (Connector Location)
EA1	34	Engine Wire and Engine Room Main Wire (Inside of Engine Room R/B)
IB1	35	Floor Wire and Instrument Panel Wire (Behind the Reinforcement LH)
IB2		
IC1	35	Front Door LH Wire and Instrument Panel Wire (Left Kick Panel)
IF1	35	Engine Wire and Instrument Panel Wire (Behind the Glove Box)
IG1	35	Front Door RH Wire and Instrument Panel Wire (Right Kick Panel)
IH1	35	Instrument Panel Wire and A/C Sub Wire (Right Side of A/C Unit)
BA1	36	Rear Door No.1 LH Wire and Floor Wire (Center Pillar LH)
BB1	36	Rear Door No.1 RH Wire and Floor Wire (Center Pillar RH)
BC2	36	Back Door No.1 Wire and Floor Wire (Right Rear Side Quarter Pillar)
BE1	36	Floor Wire and Lamp Wire (Back Panel Center)

 : **Ground Points**

Code	See Page	Ground Points Location
EA	34	Front Right Fender Apron
EB	34	Front Left Fender Apron
EC	34	Engine Block
ED		
IE	35	Left Kick Panel
IF	35	Instrument Panel Brace LH
IG	35	Right Kick Panel
BH	36	Rear Door LH
BI	36	Rear Door RH
BJ	36	Rear Quarter Panel Inner LH
BK	36	Rear Quarter Panel Inner RH
BL	36	Back Door Center
BM	36	Back Door LH